



SWIMMING POOL EQUIPMENT



2026

EXPORT CATALOGUE



Pahlén AB

Pahlén was founded in 1967 by Bo Pahlén, to meet the needs of the rapidly growing pool market of the 1970s and 80s. Since then, Pahlén has been a niche player within the global pool equipment industry. In recent years, we have grown our business extensively. To maintain this growth, we are now strengthening our position in selected markets.

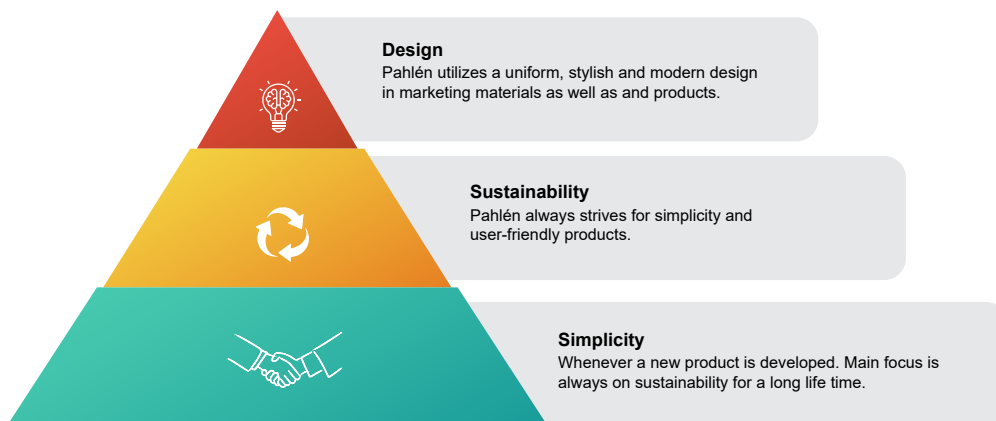
Pahlén is a Swedish company with over 50 years of experience in manufacturing quality products for premium swimming pools. We offer equipment primarily for residential pools. Our products are made of bronze, acid-proof stainless steel, titanium and thermoplastic. The use of first-rate quality materials guarantees reliability and an outstanding product lifetime.

Our commitment to the environment extends beyond our product materials, with a focus on minimising transport and environmental impact. A significant portion of our suppliers are located in Sweden, close to our production facility, further reducing our carbon footprint. With continuous product development within our own production facilities, we ensure that our partners are equipped with the knowledge and products to succeed.

Our commitment to safety, quality control, and providing training for sellers and technicians, establishes a foundation of trust and reliability.



OUR PREMIUM POSITION



Product development

Pahlén has successfully developed our own product range in-house since the founding of the company.

Thanks to an in-house R&D department we can make decisions fast and effective.

Safety and testing


Pahlén products are in conformance with the appropriate EU directives regarding Product Safety. A third-part certificate is also used when needed.

For non-electrical products, other applicable standards are used. Pool-side equipment are e.g. in conformance with the applicable parts of the EN 13451 standards.



Warehouse

Our in-house 6000 m² warehouse Pahlén always has a large stock of the main products to secure a fast delivery all over the world.



Manufacture

Pahlén has their own production and manufacture in Upplands Väsby, Sweden. Where everything is tested and assembled to make sure we get a flexible and effective production.






Swedish Swimming Federation

Official sponsor

Pahlén, a leading manufacturer of pool equipment, and Swedish Swimming Federation. Pahlén becomes the new main sponsor of Swedish Swimming Federation as from 1 April 2021.

Water awareness

In addition to visibility and activities related to national and international competitions, the four-year agreement includes supporting elite activities, projects on swimming skills, exercise and health, and is the most comprehensive partnership ever.



Sponsorship

Sarah Sjöström

As the main sponsor of Swedish Swimming Federation we have now linked Sarah Sjöström to our sponsor team.

Sarah Sjöström is ranked as the world's best swimmer with 89 international medals and 4 world records (2022).

Sarah has also won the Jerring Prize, the Victoria Prize and Svenska Dagbladet's Bragdguld.



Sponsorship

Swedish Swimming Federation

Swedish Swimming Federation and the National Team of swimming is one of the most successful sports in Sweden.

The Swedish Swimming Federation consists of the sports Swimming, Diving, Water Polo, Artistic Swimming and Open Water. The Swedish Swimming Federation has 140 000 members in roughly 300 associations that are organized in seven swimming districts throughout the country.

An introduction to EN 17645 : 2022 standard domestic swimming pools

Domestic swimming pools. Environmental performance efficiency. Performance evaluation, methodology, and classification of the use of outdoor pools and their equipment. EN 17645 is a standard that is shaping the future of our sector by taking greater account of the environmental efficiency of equipment.

The standard includes environmental and sustainability criteria, in order to:

- Set the environmental performance efficiency of (outdoor) permanently installed domestic pools.
- Improve the efficiency of pool equipment available on the market and encourage the development of energy-efficient and environmentally-friendly solutions.
- Promote the most sustainable practices (water and energy savings, waste and sound reductions...)

EN 17645 standard defines test methods and conditions to quantify environmental indicators. The measured values assign a classification (on a A to F scale), expressing the environmental performance efficiency for each product, allowing comparisons on an identical and standardised basis.

It focus on the operational life of products (excluding manufacturing, installation and end-of-life).

*EN17645 standard: Domestic swimming pools - Enviromental performance efficiency - Performance evaluation, methodology, and classification of the use of outdoor pools and their equipment. The standard applies to outdoor permanently installed domestic pools.



Power supply

Absorbed electric power on the mains in active mode



Sound power level

Indicates the noise level measured in dBA.



Power supply

Absorbed electric power on the mains in standby mode



Power supply

The energy reduction coefficient is expressed in %.



Renewable energy

Self-contained equipment, not connected to the mains and powered by a renewable energy source

*ENVIRONMENTAL EFFICIENCY LABELS

- **Standardisation** of communication
- **Transparency** of energy efficiency information
- **Simplification** for end-customers to compare equipment



Example: Pump



Example: Electric heater

The complete and up-to-date version of all classes can be found at www.pahlen.com

Heating

Heat exchangers	Page	10-13
Electric heaters	Page	14-19
Heat pump	Page	20-21

Water circulation

Pumps	Page	22-27
-------	------	-------

Lighting and swimming pool equipment

Lighting and accessories	Page	30-33
Skimmers, inlets and outlets	Page	34-39

Water attractions

Jet Swim	Page	40-43
Jet Massage	Page	44-45

Measuring and dosing equipment

MiniMaster and accessories / CO ₂ - pH regulation	Page	46-48
Autodos and accessories / CO ₂ - pH regulation	Page	49-52
UV-disinfection	Page	53

Test instruments and pool care

Testing kits	Page	54-55
--------------	------	-------



HEATING

Pahlén's heat exchangers represent a prime choice for distributors seeking reliable, efficient, and versatile heating solutions for pools.

Pahlén's heat exchangers, renowned for their robust design and superior material choices such as stainless steel and titanium, are Swedish-made units that guarantee durability and efficiency. Suitable for both fresh and saltwater pools, they stand as a top option for distributors. Their fully welded structure has proven its longevity, with some units reliably operating for over 50 years. Simplified

installation, minimal noise during operation, and compatibility with various heat sources further enhance their appeal. Offering exceptional quality at a competitive price, Pahlén's heat exchangers embody the ideal blend of performance and sustainability, making them an exemplary choice in the pool heating market.



Features

- Connect to electric, firewood, pellets or oil-fired boilers, heat pump or solar panel systems.
- Acid proof stainless steel 316L.
- Titanium is ideal for swimming pools with salt water where there is high risk of corrosion.
- Suits all types of pools.



MFT680

MFT260

Maxi-Flo titanium 75/200kW

Maxi-Flo titanium is made of titanium for the most demanding installations where there is a high risk of corrosion. Titanium is ideal for swimming pools with salt water or where a salt chlorinator is used.

Maximum pressure secondary circuit (pool water) is 5 bar for 75kW, 4 bar for 200kW and primary circuit (hot water) is 10 bar for both.

Technical data		Capacity			Primary, hot water		Secondary, pool water	
Item no.	Type	kW	kBtu/h	kcal	l/min	MWC	l/min	press. drop H (m)
11377	MFT260	75	260	64 488	35	0.9	300	1.8
11380	MFT680	200	680	172 000	95	0.1	600	3



Maxi-Flo 40-120kW

Maxi-Flo is a tube heat exchanger with excellent heating properties. It is made of acid proof stainless steel AISI 316L for optimum service life. Simple installation using the stainless steel adjustable attachments that are included.

Maximum pressure secondary circuit (pool water) is 5 bar and primary circuit (hot water) is 10 bar.

Technical data		Capacity			Primary, hot water		Secondary, pool water	
Item no.	Type	kW	kBtu/h	kcal	l/min	MWC	l/min	press. drop H (m)
11365	MF135	40	135	34 394	25	0.05	200	0.8
11366	MF200	60	200	51 590	30	0.15	250	1.4
11367	MF260	75	260	64 488	35	0.4	300	1.0
11368	MF400	120	400	103 181	50	0.5	360	1.5
10083002	Coupling 2" in case of series connection of 11367 or 11368.							

Capacity at a temperature difference of 60°C

Hi-Flow titanium 28-75kW

Hi-Flow titanium is a spiral heat exchanger made of titanium for the most demanding installations where there is a high risk of corrosion. Titanium is ideal for swimming pools with salt water or where a salt chlorinator is used. Suitable for installations that operate under high pressure. Adjustable stainless steel attachments included.

Maximum pressure secondary circuit (pool water) is 5 bar and primary circuit (hot water) is 30 bar.



Technical data		Capacity			Primary, hot water		Secondary, pool water press.	
Item no.	Type	kW	kBtu/h	kcal	l/min	MWC	l/min	drop H (m)
11332	T28	28	95	24 075	20	1.0	300	1.1
11333	T40	40	135	34 393	40	2.3	350	1.7
11334	T75	75	260	64 488	45	5.2	350	1.7

Capacity at a temperature difference of 60°C for 11332 and 11333.
Capacity at a temperature difference of 70°C for 11334.

Compared to standard systems rated for 90°C, Hi-Flow titanium is designed to handle primary side temperatures up to 130°C, making it suitable for high-temperature district heating applications.



Hi-Flow 13-75kW

Hi-Flow is a spiral heat exchanger made of acid proof stainless steel AISI 316L for installations that operate under high pressure. Simple installation with the included adjustable stainless steel attachments.

Maximum pressure secondary circuit (pool water) is 8 bar and primary circuit (hot water) is 30 bar.



Technical data		Capacity			Primary, hot water		Secondary, pool water press.	
Item no.	Type	kW	kBtu/h	kcal	l/min	MWC	l/min	drop H (m)
11391	HF13	13	45	11 177	25	0.9	200	0.6
11392	HF28	28	95	24 075	25	1.7	300	1.6
11393	HF40	40	135	34 393	60	1.3	300	1.6
11394	HF75	75	260	64 488	60	2.6	300	1.1

Capacity at a temperature difference of 60°C for 11391 and 11392.
Capacity at a temperature difference of 70°C for 11393 and 11394.



Hi-Temp titanium 40-75kW

Hi-Temp titanium is a spiral heat exchanger made of thermoplastic. With a coil of titanium for the most demanding installations where there is a high risk of corrosion, such as in pools with salt water or where a salt chlorinator is used.

Maximum pressure secondary circuit (pool water) is 4 bar and primary circuit (hot water) is 5 bar.

Technical data		Capacity			Primary, hot water		Secondary, pool water	
Item no.	Type	kW	kBtu/h	kcal	l/min	MWC	l/min	press. drop H (m)
11322	HTT 40	40	135	34 393	52	1.5	300	1.1
11324	HTT 75	75	260	64 488	58	2.5	300	1.2

Capacity at a temperature difference of 60°C



Hi-Temp 40-75kW

Hi-Temp is a spiral heat exchanger made of thermoplastic, and with a coil of acid proof stainless steel AISI 316L.

Maximum pressure secondary circuit (pool water) is 4 bar and primary circuit (hot water) is 5 bar.

Technical data		Capacity			Primary, hot water		Secondary, pool water	
Item no.	Type	kW	kBtu/h	kcal	l/min	MWC	l/min	press. drop H (m)
11312	HT40	40	135	34 393	34	1.9	300	1.3
11314	HT75	75	260	64 488	43	5.5	300	1.7

Capacity at a temperature difference of 60°C



MidiTemp

A compact unit for digital setting and viewing of temperature for operation and control of heating products, both in already existing or new installations.

The controller will give a more precise temperature regulation compared to an analogue thermostat.

Built-in safety features for overheat protection, flow switch for low pool circulation and alarm for temperatures above 45°C.



Item no.

128470 MidiTemp

Technical data

Power connection	220-240VAC 1~N 50Hz
Max effect	230W
Sealing class	IP44
Dimensions L x W x H	170 x 50 x 160 mm
Connection cable	3 x 0,75 mm ² , 1,5 m long
Switch on	at 0.5°C under set temperature
Switch off	0.5°C above set temperature
Control voltage	230 VAC 50Hz max 1A
Protection switches	Potential free/dry contacts

Accessories

Item no.

14009100	Sensor well R1/2" L=70 mm
128604	Saddle clamp 63 x 1/2" PN10 PP
12870	Flow switch, external connection 1/2"



Thermostat

Item no.

12840 0-40°C 1/2". Probe 160 mm.





HEATING

Choosing Pahlén's electric heaters is a strategic decision for those looking for reliable, versatile, and cost-effective heating solutions.

These heaters are available in both stainless steel and titanium versions, accommodating both fresh-water and saltwater environments. Installation is straightforward, ensuring that these units can be easily integrated or retrofitted into existing systems. Their design is compact, making them an ideal fit for any space. The brand's long-standing

tradition and experience in the field underscore their commitment to delivering dependable and efficient heating options. This makes Pahlén's electric heaters an excellent choice for distributors aiming to offer high-quality, flexible heating solutions to their customers.

Efficient Pool Heating: Combine Pahlén Electric Heaters with Solar Power for Maximum Performance

As demand grows for energy-efficient and sustainable solutions in the pool industry, combining a Pahlén electric heater with solar panels offers an ideal heating system for commercial and residential swimming pools alike. This hybrid setup provides both cost-effective operation and reliable performance, giving your clients the best of both worlds.

Pahlén electric heaters are designed for precision control, reliability, and high energy efficiency.

Key Benefits

- ✔ **Energy Efficiency:** Solar panels provide free, renewable energy. Using electrical heaters when the solar panels generates a surplus of electricity will keep the operating cost to a minimum.
- ✔ **Cost Savings:** Lower operational costs thanks to reduced reliance on the grid. Ideal for eco-conscious clients looking to reduce their energy bills.
- ✔ **Easy Integration:** Pahlén electric heaters are compatible with most automation systems and can be easily integrated into existing solar powered pool setups.
- ✔ **Year-Round Comfort:** Even when solar input is low, the electric heater ensures the pool maintains optimal temperature - extending the swimming season.

Offer a Smart, Sustainable Heating Solution

By recommending a Pahlén electric heater in combination with solar panels, you're not just offering a product - you're delivering a smart, future-ready heating solution. Give your customers peace of mind with reliable pool temperatures, lower energy bills, and a reduced environmental footprint.



ELECTRIC HEATERS

EN 17645 standard

The score for heating systems is calculated on the basis of the SCOP (seasonal energy performance coefficient). This is the average weighted value of three COPs measured at cold, medium and hot temperatures. The COP measures the efficiency of a electric heater, i.e. the ratio between the ebergy used and the heat produced. The other dimensions indicated on the label but not included in the calculation of the score provide the user with information on:



Power supply

The energy reduction coefficient is expressed in %.



Noise level

Indicates the noise level measured in dBA.



Power supply

Absorbed electric power on the mains in active mode



Renewable energy

Self-contained equipment, not connected to the mains and powered by a renewable energy source



Power supply

Power in stand-by-mode.

Example of our electric heaters

Compact / Aqua compact

Aqua HL

Aqua spa

MidiHeat EHA

MidiHeat EHD

The EN 17645 standard evaluates the effectiveness of the enviromental performance of domestic swimming pools and their equipment. The standard applies to permanently installed outdoor domestic swimming pools.

Pahlén's electric heaters heats the water easily and effectively.

All Pahlén heaters are compact and can be installed in all kinds of swimming pools, spas and large public facilities. The materials used are acid proof stainless steel AISI 316L, Incoloy 825, titanium and thermoplastic. All electric heaters are designed for continuous flow with the lowest possible pressure drop.



Compact 3-18kW

Supplied with a thermostat and overheating cut out. A flow switch or pressure switch protects the heating element from damage if the flow to the heater is insufficient.

These electric heaters are available in both titanium/Nic-Tech and acid proof stainless steel AISI316L/Incoloy 825.

All compact electric heaters are delivered with a 2" heating element. Max. pressure: 4 bar.

Technical data	With flow switch	With pressure switch
Max temperature	60°C	60°C
Max pressure	2.5 bar	4 bar
Min. flow 3-9kW min	85 l/min	20 l/min
Min. flow 12-18kW	85 l/min	40 l/min

With flow switch. Max 2.5 bar

Unipolar thermostat 0-45°C, flow switch, unipolar high limit control 60°C

Item no.	Type	kW	Ampere 3-phase		kg
			230V	400V	
13981403*	11F30	3.0	8	5	2.8
13981406*	11F60	6.0	15	9	2.8
13981409*	11F90	9.0	23	14	3.2
13981412*	11F120	12.0	31	18	3.2
13981415*	11F150	15.0	38	22	3.2
13981418*	11F180	18.0	46	27	3.2

With pressure switch. Max 4 bar

Unipolar thermostat 0-45°C, pressure switch, unipolar high limit control 60°C

Item no.	Type	kW	Ampere 3-phase		kg
			230V	400V	
13982403	11P30	3.0	8	5	2.8
13982406	11P60	6.0	15	9	2.8
13982409	11P90	9.0	23	14	3.2
13982412	11P120	12.0	31	18	3.2
13982415	11P150	15.0	38	22	3.2
13982418	11P180	18.0	46	27	3.2

*Available with outer housing made of titanium and Nic-Tech treated heating element.

Titanium heaters are designed for pools with very aggressive water, large quantities of chlorides and where there is a high risk for corrosion, e.g. in pools with salt water.

When ordering titanium model, add a "T" after the item no. Applies to the following article 139814xxT.

Aqua Compact 3-18kW

Electric heater made of reinforced thermoplastic for extra strength. Heating element made of Incoloy 825 or titanium for extra safety in installations where there is a high risk of corrosion, e.g. salt water pools.

Supplied with a thermostat for adjusting pool temperature as well as overheating cut out and flow switch.

Minimum flow 90 l/min. Max. pressure: 2.5 bar.



Technical data

Incoloy 825 heating element			Titanium heating element			Ampere 3-phase		
Item no.	Type	kg	Item no.	Type	kg	kW	230V	400V
141600	AC30	1.7	141600T	AC30T	1.7	3.0	8	5
141601	AC60	1.7	141601T	AC60T	1.7	6.0	15	9
141602	AC90	1.7	141602T	AC90T	1.7	9.0	23	14
141603	AC120	2.2	141603T	AC120T	2.2	12.0	31	18
141604	AC150	2.2	141604T	AC150T	2.2	15.0	38	22
141605	AC180	2.2	141605T	AC180T	2.2	18.0	46	27

Connections with 1 1/2" pipe or 1 1/2" threaded are available separate.

Aqua spa 1.5-2.0kW

A small, compact heater for spa pools and small swimming pools. It is available with capacities from 1.5 to 2.0 kW. The heater is made of thermoplastic and has a heating element made of Incoloy 825. Adjustable thermostat, overheating cut out and flow switch are standard.

Minimum flow 90 l/min.

Suitable for spa, hot tubs and smaller pools.



Technical data 1-phase 230V

Item no.	Type	kW	Length mm	Pipe connection	Ampere	kg
141650	AS15	1.5	200	Ø 50 mm	7	1.0
141651	AS20	2.0	200	Ø 50 mm	9	1.0

Connections with 1 1/2" pipe or 1 1/2" threaded are available separate.

Aqua HL 3-15kW

Aqua HL has a digital control, where the desired pool temperature can easily be set and the current pool temperature is shown in the LED display.

In addition to an overheating protection and a flow switch, the heater has built-in contactors, that simplifies the installation of the heater. Rated output 3-15 kW. Made of thermoplastic with heating element made of Incoloy 825 or titanium.

Minimum flow 90 l/min.

Minimum temperature 5 °C.



Technical data

Incoloy 825 heating element			Titanium heating element			Ampere 3-phase	
Item no.	Type	kg	Item no.	Type	kg	400V	415V
141800	D30	2.6	141800T	D30T	2.6	3.0kW 5A	3.5kW 5A
141801	D60	2.6	141801T	D60T	2.6	6.0kW 9A	6.5kW 9A
141802	D90	2.6	141802T	D90T	2.6	9.0kW 13A	10kW 14A
141803	D120	2.6	141803T	D120T	3.0	12.0kW 18A	13kW 18A
141804	D150	3.0	141804T	D150T	3.0	15.0kW 22A	16.2kW 23A
						1-phase 230V	3-phase 230V
141820	DS30-230	2.6	141820T	DS30T-230	2.6	3.0kW 13A	-
141821	DS60-230	2.6	141821T	DS60T-230	2.6	6.0kW 26A	-

Connections with 1 1/2" pipe or 1 1/2" threaded are available separate.



MidiHeat 18-72kW

MidiHeat is manufactured from materials of the highest quality. The casing made of powder coated zinc sheet not only gives the product a very stable construction, it also makes the product highly resistant against corrosion.

MidiHeat has a temperature range of 8-45°C. Heating elements of titanium do not only make the heating highly effective, it also makes the heating element fully corrosion resistance.

Additional safety

For optimal safety and in accordance with applicable electrical safety standards MidiHeat has two built-in contactors for each heating element. A built-in flow switch and overheat cut out accompanied by an external input for pool water circulation.

Slip connections for bonding of Ø 63 mm tube.
Minimum flow 170 l/min. Max flow 300 l/min.
Max pressure: 2 bar.

MidiHeat functions extremely well in fresh water pools and in pools fitted with a salt chlorinator.



MidiHeat Analog EHA

MidiHeat Digital EHD



Control panel for MidiHeat Digital

- Digital temperature control 8-45°C.
- Master-/slave - connect up to nine heaters and control them with a master.
- Activation delay - adjustable delay time for sequential start of the heating elements, 5-60 seconds.
- Temperature offset - manually adjust the actual pool temperature, up to $\pm 4^\circ\text{C}$.
- Restore factory settings - option for resetting all settings.
- Error codes - automatic storing of the last ten error messages.

Technical data MidiHeat Digital EHD 380-415V/230V

Capacity	Item no.	3~400V		3~415V		Connection	Min.flow	Max. flow	Max press.
						Ø 63	170 l/min	300 l/min	2 bar
18kW = 2x9kW	1511018T	18kW 26A	19,5kW 27A	•	•	•	•	•	
24kW = 2x12kW	1511024T	24kW 35A	26kW 36A	•	•	•	•	•	
30kW = 2x15kW	1511030T	30kW 43A	32kW 45A	•	•	•	•	•	
36kW = 3x12kW	1511036T	36kW 52A	39kW 54A	•	•	•	•	•	
45kW = 3x15kW	1511045T	45kW 66A	49kW 69A	•	•	•	•	•	
60kW = 4x15kW	1511060T	60kW 87A	65kW 90A	•	•	•	•	•	
72kW = 4x18kW	1511072T	72kW 104A	78kW 108A	•	•	•	•	•	

Technical data MidiHeat Analog EHA 380 - 415V/230V

Capacity	Item no.	3~400V		3~415V		Connection	Min.flow	Max. flow	Max press.
						Ø 63	170 l/min	300 l/min	2 bar
18kW = 2x9kW	1512018T	18kW 26A	19,5kW 27A	•	•	•	•	•	
24kW = 2x12kW	1512024T	24kW 35A	26kW 36A	•	•	•	•	•	
30kW = 2x15kW	1512030T	30kW 43A	32kW 45A	•	•	•	•	•	
36kW = 3x12kW	1512036T	36kW 52A	39kW 54A	•	•	•	•	•	
45kW = 3x15kW	1512045T	45kW 66A	49kW 69A	•	•	•	•	•	
60kW = 4x15kW	1512060T	60kW 87A	65kW 90A	•	•	•	•	•	
72kW = 4x18kW	1512072T	72kW 104A	78kW 108A	•	•	•	•	•	



HEATING

Pahlén Inverter Pool Heat Pump – Efficient Heating for Swimming Pools

The Pahlén Inverter heat pump efficiently utilizes ambient air heat and transfers it to the pool water via a high-performance heat exchanger. The system combines optimized components such as heat exchangers, refrigerants, electronic expansion valves, and advanced software to achieve a high coefficient of performance (COP).

Tested in accordance with European standard EN 14511 by TÜV, an independent testing institute.

The compressor – the core of the heat pump – is selected for maximum efficiency, long service life, and low noise operation, ensuring reliable and cost-effective performance.

The ZP is equipped with an aluminium chassis, XP and VP unit features a modern, screwless front design and a robust outer casing made from durable ABS plastic, which minimizes vibrations and contributes to low operating noise.

Calidi

All Calidi units are fully inverter-driven, meaning that both the compressor and the fan continuously adjust their speed according to the pool's needs.

Calidi ZP – one of the quietest heat pumps on the market.

Calidi	VP10	VP13	XP10	XP15	XP17	XP35
Item no.	14983330	14983333	14983340	14983341	14983342	14983344
Heating capacity max (air 26°C/water 26°)	1,9-9,6kW	2,6-13,0kW	2,0-10,3kW	3,0-15,0kW	3,5-17,3kW	7,1-35,6kW
Heating capacity max (air 15°C/water 26°)	5,9-13,0	6,5-13,2	1,4-7,1kW	2,1-10,5kW	2,3-11,4kW	4,8-24,0kW
COP max (air 26°C/water 26°)	1,4-7,0kW	1,8-9,0kW	6,9-14,5	6,7-15,5	5,9-14,8	5,5-14,6
COP max (air 15°C/water 26°)	4,3-7,0	4,5-7,0	4,6-7,3	4,6-7,8	4,3-7,5	4,5-7,7
Sound pressure at 1m dB(A)	40,0-52,4	41,9-52,9	38,6-49,9	41,3-54,0	43,1-53,8	42,6-54,7
Sound pressure at 10m dB(A)	20,0-32,4	21,9-32,9	18,6-29,9	21,3-34,0	23,1-33,8	22,6-34,7
Electric connection	230V/1-fas/50HZ		230V/1-fas/50HZ		400V/3-fas/50HZ	
Fusing	9,5A	12,5A	10,0A	13,5A	15,0A	9,5A
Recommended security	13A	16A	10A	16A	16A	10A
Water pipe in/out	Ø50mm	Ø50mm	Ø50mm	Ø50mm	Ø50mm	Ø50mm
Weight	47kg	49kg	49kg	52kg	63kg	120kg
Refrigerant	R32	R32	R32	R32	R32	R32
Refrigerant quantity	0,6kg	0,9kg	0,75kg	0,9kg	1,0kg	2,7kg
Recommended water flow	3-4m ³ /h	4-6m ³ /h	3-4m ³ /h	5-7m ³ /h	6,5-8,5m ³ /h	12-18m ³ /h
Recommended pool volume	20-40m ³	30-50m ³	20-40m ³	35-60m ³	40-75m ³	95-150m ³

Calidi	ZP13	ZP17
Art.nr	14983346	14983347
Värmeeffekt (luft 26°C/vatten 26°C)	2,2-11,0 kW	2,8-13,8 kW
Värmeeffekt max i Boost drift (luft 26°C/vatten 26°C)	13,2 kW	16,8 kW
COP (luft 26°C/vatten 26°C)	7,3-15,0	6,4-15,5
Värmeeffekt (luft 15°C/vatten 26°C)	1,5-7,3 kW	1,9-9,4 kW
Värmeeffekt max i Boost drift (luft 15°C/vatten 26°C)	8,8 kW	11,3 kW
COP (luft 15°C/vatten 26°)	4,9-6,8	4,4-7,3
Ljudtrycksnivå vid avstånd 1m dB(A)	38,6-46,9	42,0-47,7
Ljudtrycksnivå vid avstånd 10m dB(A)	18,6-26,9	22,0-27,7
Elanslutning	230V/1-fas/50HZ	
Max driftström	12,5A	16,0A
Rekommenderad avsäkring	16A	20A
Rörledning vatten in/ut	Ø50 mm	Ø50 mm
Vikt	61 kg	65 kg
Köldmedie	R32	R32
Köldmediemängd	0,8kg	1,0kg
Rekommenderat vattenflöde	3-4 m ³ /h	4-6 m ³ /h
Rekommenderad poolvolym	20-40 m ³	35-60 m ³

Technical data

Calidi	VP	XP	ZP
Full inverter (compressor & fan)	Ja	Yes	Yes
Compressor type	Twin rotary	Twin rotary	Twin rotary
Electronically controlled refrigerant injection	Yes	Yes	Yes
Boost drive	No	No	Yes
Energy class A according to standard NF414	A	A	A
Tested by independent test institute TÜV.	Yes	Yes	Yes
Min. working area outdoor temperature	-5°C	-7°C	-15°C
Control panel	Digital	Touch	Touch
Chassi	ABS	ABS	Aluminium
Environmentally friendly refrigerant R32	Yes	Yes	Yes
WiFi	Accessorie	included	included

Accessories

Item no	
14983520	Ground stand for heatpump
14983408	Wall frame, VP/XP10, ZP13, XP15 and ZP17
14983420	Wi-Fi box VP10/VP13
14950181	Bypass kit c-c 250-390 mm, XP10, XP15, XP17
14950182	Bypass-kit c-c 620-650 mm, XP28, XP35





WATER CIRCULATION

Choosing Pahlén's circulation pumps presents distributors with an ideal blend of reliability, innovative design, and environmental sustainability.

These pumps are renowned for their long service life, some models exceeding four decades of reliable operation. With an emphasis on energy efficiency, they achieve high performance even in smaller sizes, reducing energy consumption. Crafted from high-quality, sustainable materials, they ensure both durability and recyclability. The design is not only practical, fitting into tight spaces

with its 90-degree adjustable filter housing, but also boasts a sleek aesthetic appeal. Predominantly sourced and entirely manufactured in Sweden, Pahlén pumps symbolise a commitment to quality and environmental responsibility, making them a standout choice for premium pool circulation solutions.



PUMPS

EN 17645 standard

The rating of filtration pumps depends on the pump's efficiency value, calculated as a function of flow rates, manometric head and power consumption. The values are calculated:

- At a given maximum speed for fixed-speed filtration pumps.
- Weighted at maximum, intermediate and low speed for variable-speed filtration pumps.



Power supply
Absorbed electric power on the mains in active mode



Noise level
Indicates the noise level measured in dBA.



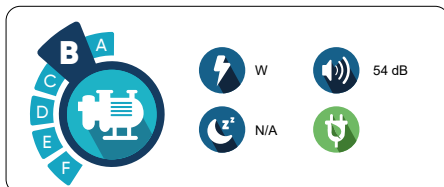
Power supply
Absorbed electric power on the mains in standby mode



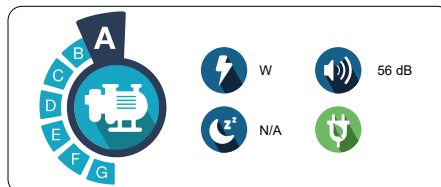
Renewable energy
Self-contained equipment, not connected to the mains and powered by a renewable energy source

Example of labels for our pumps

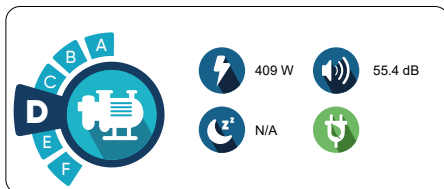
MiniVise



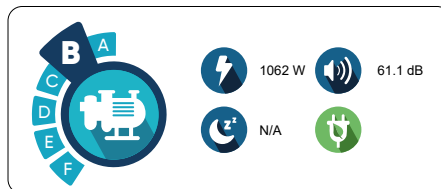
MidiVise



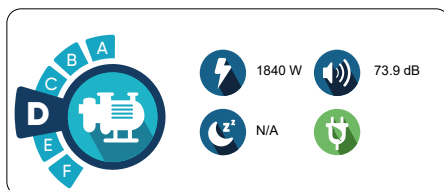
WaterVise



EcoVise



P2000



The EN 17645 standard evaluates the effectiveness of the environmental performance of domestic swimming pools and their equipment. The standard applies to permanently installed outdoor domestic swimming pools.



MidiVISE with High-Efficiency Inverter Motor 1.1 kW

Stronger, quieter, and smarter – for maximum efficiency and operational reliability

Pahlén's new generation of circulation pumps builds on the success of the EcoVISE and raises the bar for performance, energy efficiency, and user-friendliness. With advanced variable speed control, an intelligent timer function, and perhaps the quietest operation on the market, the VISE series offers optimal circulation with minimal energy consumption.

MidiVISE is equipped with an intuitive digital touch display and a powerful inverter motor that delivers high performance at a low noise level – only 44 dBA at 50% capacity, equivalent to the sound of a modern refrigerator.

For maximum flexibility, the inlet position can be adjusted in seven steps, simplifying installation in tight spaces. The robust pre-filter made of impact-resistant thermoplastic is equipped with a transparent, easy-to-open lid for quick visual checks and easy cleaning of the strainer basket.

More Power During Backwashing

Thanks to the powerful motor of the MidiVISE, the pump easily delivers the flow required for effective and thorough backwashing. With a capacity of 25 m³/h at 8 meters water column, it can easily backwash sand filters up to 900 mm in diameter.

Self-priming in under 2 minutes

MidiVISE can be placed 1.5 meters above the water level and still self-prime in under 2 minutes.

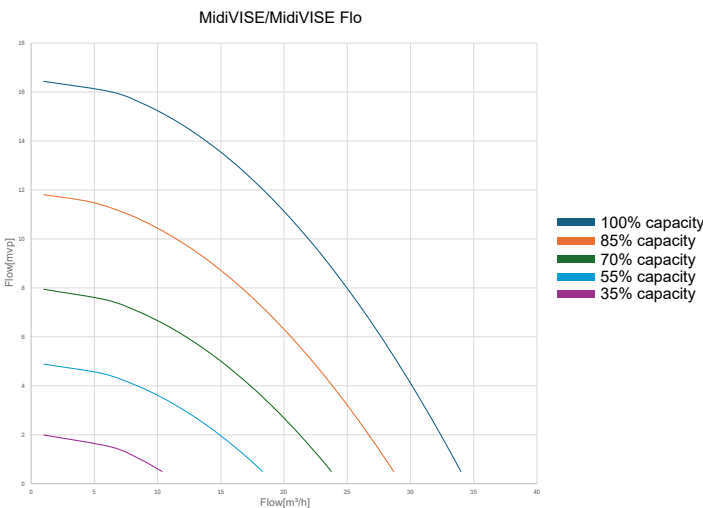
MidiVISE Flo excl. pre-filter

Pumps without pre-filters are suitable for various purposes. For example Jet Massage, waterfalls, fountains etc.



Features

- High-quality brushless inverter motor
- Digital display
- Can be installed 1.5 m above water level
- 3 preset speed programs
- External speed control available as accessory
- Built-in timer function (day/night mode)
- Maximum energy savings and ultra-quiet operation
- Noise level: 56 dB
- Adjustable inlet position
- Pre-filter lid with one-hand grip
- Option for external control (e.g., Aseko)
- Suitable for pools up to approx. 100 cubic meters



Technical data		Voltage/Ampere	
Item no.	Type	kW	
		50/60Hz	220-240 3~
117304	VS	1.1	6.1
119304	FLOVS	0.6	6.1

NEW

Pool Pump MiniVISE with High-Efficiency Inverter Motor 0.6 kW

Quieter, smarter, and more energy-efficient – for sustainable and worry-free operation

Pahlén's new MiniVISE circulation pump builds on the 10-year success of the EcoVISE and takes performance to the next level. With intelligent variable speed control, ultra-quiet operation, and a built-in timer function, MiniVISE combines energy efficiency with optimal user-friendliness.

MiniVISE features an intuitive digital touchscreen, is powered by a high-performance inverter motor, and can be installed 1.5 meters above the water level. With a sound level of only 44 dBA at 60% capacity, this is our quietest pump to date – as quiet as a modern refrigerator.

For maximum installation flexibility, even in tight spaces, the inlet position can be adjusted in seven steps. The pre-filter, made from durable thermoplastic, has a transparent and easily removable lid, making it simple to inspect and clean the strainer basket.

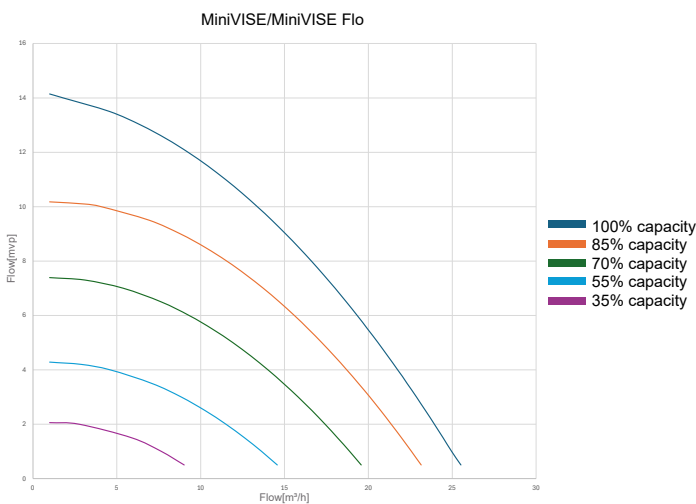
MiniVISE – designed for those who value performance, quiet operation, and reliable circulation, season after season.

MiniVISE Flo excl. pre-filter

Pumps without pre-filters are suitable for various purposes. For example Jet Massage, waterfalls, fountains etc.

Features

- High-quality brushless inverter motor
- Digital display
- Can be installed 1.5 m above water level
- 3 preset speed programs
- External speed control available as accessory
- Built-in timer function (day/night mode)
- Maximum energy savings and ultra-quiet operation
- Noise level: 54 dB
- Adjustable inlet position
- Pre-filter lid with one-hand grip
- External control option (e.g., Aseko)
- Suitable for pools up to approx. 50 cubic meters



Technical data

Item no.	Type	kW	
		50/60Hz	220-240 3~
117303	VS	1.1	3.3
119303	FLOVS	0.6	3.3

WaterWISE 0.25-1.10 kW

Pump house and impeller in bronze with a thermoplastic pre-filter, with an easily detachable transparent securing lid. Versatile pre-filter allowing five different suction-positions.



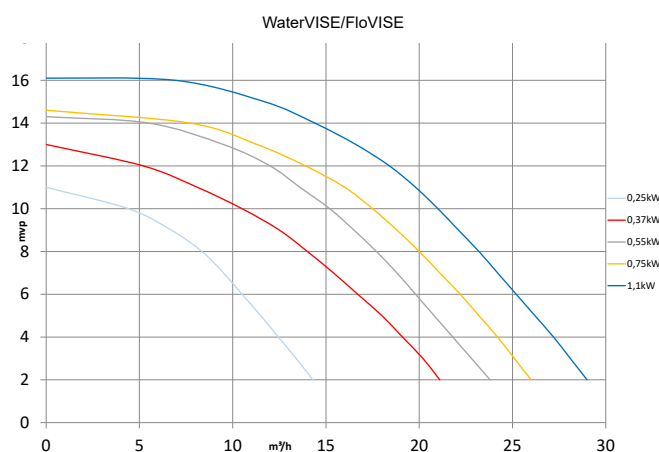
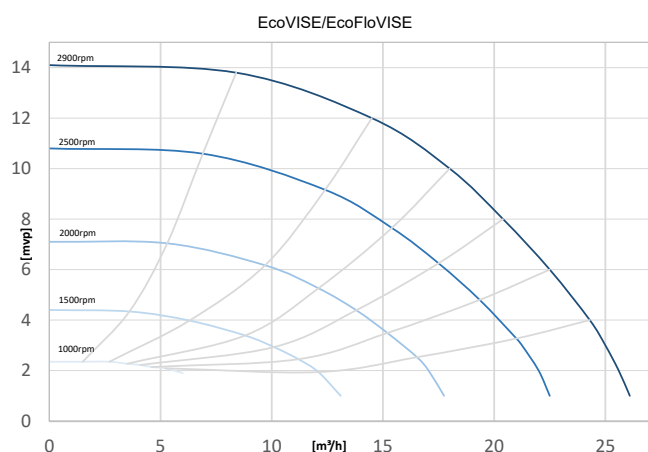
EcoWISE



WaterWISE

FloWISE

Item no.	Type	Voltage/Ampere			
		kW 50Hz	230/3~	230/1~	400/3~
118103	HS75	0.75	-	5.5	-
118123	HT75	0.75	2.9	-	1.7
118104	HS110	1.10	-	6.6	-
118124	HT110	1.10	4.2	-	2.4



EcoWISE 0.75kW

Variable speed pump with three selectable programs ensure silent operation, energy savings and more efficient filtration. Integrated timer function with the option for external control of preconfigured speed settings.

Item no.	Type	Voltage/Ampere			
		kW 50Hz	230/3~	230/1~	400/3~
117103	HV75	< 0.75	-	4.4	-

Accessories

Item no.	Description
117100	External switch EcoWISE

FloWISE 0.25-1.1kW excl. pre-filter

Pumps without pre-filters are suitable for various purposes. For example Jet Massage, waterfalls, fountains etc.

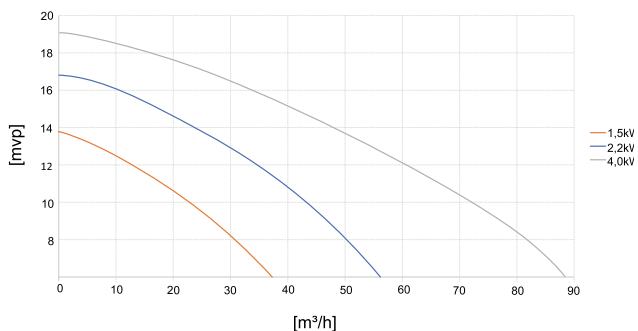
Item no.	Type	Voltage/Ampere			
		kW 50Hz	230/3~	230/1~	400/3~
119103	TS75	0.75	-	5.5	-
119123	TT75	0.75	2.9	-	1.7
119104	TS110	1.1	-	6.6	-
119124	TT110	1.1	4.3	-	2.5

EcoFloWISE

117113	TV75	< 0.75	-	4.4	-
--------	------	--------	---	-----	---

P2000/P2000FLO 1.5-4.0kW

Pumps of bronze, steady and quiet operation and long life without interruption. The pump impeller, pre-filter and pump housing is made of bronze and it is fitted to a shaft made of acid proof stainless steel AISI 316L.



Technical data P2000

Voltage/Ampere

Item no.	Type	kW 50Hz	kW 60Hz	220/3~	230/3~	380/3~	400/3~	kg
112201	T150	1,5	-	-	5,2	-	3,0	35,8
112211	T220	2,2	-	-	8,0	-	4,6	37,8
112221	T400	4,0	-	-	-	-	8,0	45,8
112221NO	T400-230	4,0	-	-	13,9	-	8,0	45,8
112201SAHZ	TZ150-220	-	1,5	5,8	-	3,3	-	35,8
112211SAHZ	TZ220-220	-	2,0	8,0	-	4,6	-	37,8
112221SAHZ	TZ400-220	-	4,0	15,5	-	8,9	-	45,8

Technical data P2000FLO

Voltage/Ampere

Item no.	Type	kW 50Hz	kW 60Hz	220/3~	230/3~	380/3~	400/3~	kg
115201	T150	1,5	-	-	5,2	-	3,0	25,7
115211	T220	2,2	-	-	8,0	-	4,6	27,7
115221	T400	4,0	-	-	-	-	8,0	35
115221NO	T400-230	4,0	-	-	13,9	-	8,0	35
115201SAHZ	TZ150-220	-	1,5	5,8	-	3,3	-	25,7
115211SAHZ	TZ220-220	-	2,0	8,0	-	4,6	-	27,7
115221SAHZ	TZ400-220	-	4,0	15,5	-	8,9	-	35

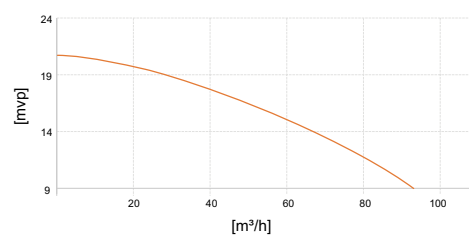
P85/P85FLO

Pumps without pre-filters are suitable for various purposes. For example Jet Massage, waterfalls, fountains etc.

Technical data P85/P85FLO

Voltage/Ampere

Item no.	Type	kW 50Hz	kW 60Hz	220/3~	230/3~	380/3~	400/3~
11224	T550 pre-filter	5.5	-	-	-	-	10.2
11224SAHZ	TZ550-220	-	5.5	18.7	-	10.8	-
11524	T550 excl. pre-filter	5.5	-	-	-	-	10.2
11524SAHZ	TZ550-220 excl. pre-filter	-	5.5	18.7	-	10.8	-





LIGHTS AND SWIMMING POOL EQUIPMENT

Selecting Pahlén's pool equipment in stainless steel for your distribution lineup is an investment in sophistication, design, and environmental responsibility.

Pahlén's stainless steel premium pool equipment is a testament to Swedish innovation, durability, and eco-friendliness. These sleek and modern products not only enhance the aesthetics of any pool but are also designed to withstand environmental challenges like freeze damage and UV exposure. With a high recyclability rate, they represent a sustainable choice for distributors

focused on quality and environmental responsibility. Manufactured in Sweden, Pahlén ensures product reliability and ease of installation, supported by a wealth of experience with over 50 years in the industry. This range offers a sophisticated, safe, and durable solution for pools, making it an appealing selection for those committed to offering premium, eco-conscious pool equipment.



LIGHTING

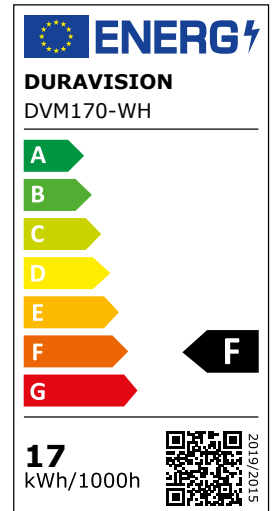
EN 17645 standard

The note refers to electric lighting systems:

- Connected to mains power via transformer.
- Installed in the pool (Installation below water level).
- Light up the pool at night and/or produce lightning effects for decorative or signage purposes under water.

Pool lighting systems are assessed according to the ITCM energy efficiency class, the calculation of which is taken from Annex II of EU Regulation 2019/2015 on the energy labeling of light sources already in existence since September 2021.

The score given on the EN 17645 label and the score on the EU2019 / 2015 energy label are therefore exactly the same, but the EN 17645 label also gives the following information:



Power supply

Absorbed electric power on the mains in active mode



Renewable energy

Self-contained equipment, not connected to the mains and powered by a renewable energy source.

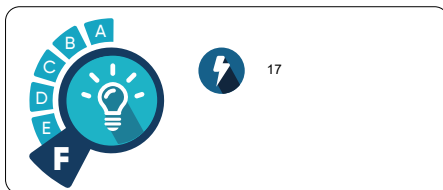


Power supply

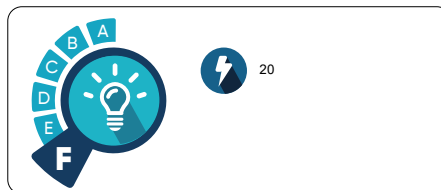
Absorbed electric power on the mains in standby mode

Example of labels of our lights

170VS-WW



170VS-RGB-DWM



The EN 17645 standard evaluates the effectiveness of the environmental performance of domestic swimming pools and their equipment. The standard applies to permanently installed outdoor domestic swimming pools.

LIGHTS AND SWIMMING POOL EQUIPMENT

Lights / Spotlights

MADE OF ACID PROOF STAINLESS STEEL AISI 316L.

All lights comes with a polished front. Supplied as a complete unit with a niche for simple installation.

Colour synchronization with installation of more than one RGB light through mutual transformer. All lights can be remote controlled, available as an option.



Classic 170

Marine 170

Classic

Item no.	Type	W	Lumen	Kelvin	Program
150584	A 170VS-WW	17	1675	5000	-
150594	CA 170VS-WW	17	1675	5000	-
150784	A 170VS-RGB	32	2450	-	11
150794	CA 170VS-RGB	32	2450	-	11
150283	A 170AP-RGB*	66	3700	-	14
150293	CA 170AP-RGB*	66	3700	-	14
150499	Classic CA170 excl LED light source				
150489	Classic A170 excl LED light source				

Marine

Item no.	Type	W	Lumen	Kelvin	Program
124584	A 170VS-WW	17	1675	5000	-
124594	CA 170VS-WW	17	1675	5000	-
124784	A 170VS-RGB	32	2450	-	11
124794	CA 170VS-RGB	32	2450	-	11
124283	A 170AP-RGB*	66	3700	-	14
124293	CA 170AP-RGB*	66	3700	-	14

*Dimmable if PLP-REM or PLP-REM-350 are used (in PLC mode).
Nominal input voltage: 12 VAC 50/60 Hz.



In combination with liner 0,75 - 2 mm

With tiles, mosaic or paint

Without liner

		Concrete building blocks up to 250 mm	Concrete up to 250 mm	Composite material (GRP/PP) up to 16 mm
Classic	150584 150489		•	
	150594 150499	• (+ 112900)		• (+ 15530127)
	150784 150489		•	
	124794 150499	• (+ 112900)		• (+ 15530127)
	150283 150489		•	
	150293 150499	• (+ 112900)		• (+ 15530127)
Marine	124584		•	
	124594	• (+ 112900)		• (+ 15530127)
	124784		•	
	124794	• (+ 112900)		• (+ 15530127)
	124283		•	
	124293	• (+ 112900)		• (+ 15530127)
Classic	125853 125849		• (+ 12670)	• (+ 15530111)
	125873 125844	•		• (+ 15530111)
	125852 125849		• (+ 12670)	• (+ 15530111)
	125872 125844	•		• (+ 15530111)
	124853		• (+ 12670)	• (+ 15530111)
Marine	124873	•		• (+ 15530111)
	124852		• (+ 12670)	• (+ 15530111)
	124872	•		• (+ 15530111)



Classic

Item no.	Type	W	Lumen	Program
125853	CA-40 50VS-RGB	8	450	11
125873	CA-350 50VS-RGB	8	450	11
125852	CA-40 50AP-RGB*	13	650	14
125872	CA-350 50AP-RGB*	13	650	14
125844	Classic CA-350 excl LED light source			
125849	Classic CA-40 excl LED light source			

Marine

Item no.	Type	W	Lumen	Program
124853	CA-40 50VS-RGB	8	450	11
124873	CA-350 50VS-RGB	8	450	11
124852	CA-40 50AP-RGB*	13	650	14
124872	CA-350 50AP-RGB*	13	650	14

Item no

Controller / remote

150110	Control box PL-REM VS
150120	Control box PLP-REM VS/AP
150131	Control box PLP-REM-350 VS/AP incl. transformer 350VA
150140	Remote control DLT10-RGB AP Touch display

Cable conduit

12330	L = 1050 mm 3/4"
12854	Jointing sleeve 3/4"

Transformer

122736	TR150-IP64 150VA
122737	TR350-IP64 350VA
122738	TR700-IP64 700VA

Junction box

12310	Stainless steel junction box 3/4"
-------	-----------------------------------

Accessories

112900	Niche fixtures concrete, light 300 and skimmer, set of four
15530127	Assembly kit 170 light fibre glass/PP pool
15530111	Assembly kit inlets/spotlights fibre glass/PP pool
633048	Spacer kit 0-15 mm small nozzle - tile

*Dimmable if PLP-REM or PLP-REM-350 are used (in PLC mode).
Nominal input voltage: 12 VAC 50/60 Hz.

EPS/ISO blocks construction	Steel panel construction	Wood construction
Reinforced with concrete in combination with liner 0,75 - 2 mm	In combination with liner 0,75 - 2 mm	In combination with liner 0,75 - 2 mm
Building blocks up to 250 mm	Steel panels up to 3 mm	Plywood 12 mm
• (+112900)	•	•
• (+112900)	•	•
• (+112900)	•	•
• (+112900)	•	•
• (+112900)	•	•
• (+112900)	•	•
•	•	•
•	•	•
•	•	•
•	•	•
•	•	•

LED 170VS

Colour programs



1. CANDLE LIGHT
<2000K very warm white



2. WARM WHITE
3000K warm white



3. NEUTRAL WHITE
5000K neutral white



4. COLD WHITE
9500K cold white




5. CARIBBEAN BLUE
Cyan



6. BLUE
Blue



7. GREEN
Green



8. RED
Red



9. PURPLE
Purple

Dynamic programs

10. YELLOW DYNAMIC
Slowly shifting various yellow

11. BLUE DYNAMIC
Fast shifting various blue



The pool in the pictures has a white liner.



PLP-REM VS/AP



PLP-REM-350



DLT10-RGB

LED 170AP

Colour programs




1. DEEP BLUE SEA
Fixed Deep blue



2. DAYLIGHT BLUE
Fixed Light blue



3. SUNSET
Fixed Orange red



4. LOVE IS IN THE AIR
Fixed Red



5. FOREST SPRING
Fixed Green



6. THINK PINK
Fixed Pink



7. SUNSHINE
Fixed Yellow



12. WARM WHITE
Fixed Warm white



13. NEUTRAL WHITE
Fixed Neutral white



14. SUN WHITE
Fixed Sun white

Dynamic programs

8. JUNGLE BEACH

Slow shifting deep blue, light blue, azul blue, mid blue and light blue.

9. VOODOO

Slow shifting red, wine red, purple and bordeaux.

10. DISCO

Fast shifting purple, pink, peach, light yellow, light green and light blue.

11. PARTY

Fast shifting blue, azul blue, green, green/red, red blue, purple, light pink, peach, yellow, light green and light blue.



The pool in the pictures has a white liner.

Pahlén skimmers, inlets and outlets

MADE OF ACID PROOF STAINLESS STEEL AISI 316L

Classic Wide 385 / Skimmer Infinity gives high water level with efficient extraction.
Classic Wide 6° 385 is especially developed for glass-fibre/PP pools with 6 degree angle walls.

Prepared for installation of water level control.

Skimmer Infinity



Item no. Type

112965	CA-SI	Skimmer Infinity
--------	-------	------------------

Flow capacity max 12 m³/h.

Classic Wide



Item no. Type

112970	CA-SW	Skimmer Classic Wide 385
--------	-------	--------------------------

112960	CA-SW6	Skimmer Classic Wide 6° 385
--------	--------	-----------------------------

112976	CA-SW	Skimmer Classic Wide 385*
--------	-------	---------------------------

Flow capacity max 12 m³/h. *Plastic mounting frame.

Skimmer Classic



Standard

Item no. Type

112988	CA-SNR
--------	--------

Flow capacity max 12 m³/h.

Extended

Item no. Type

112998	CA-LNR
--------	--------

Skimmer Marine



Standard

Item no. Type

124988	CA-SNR
--------	--------

Flow capacity max 12 m³/h.

Extended

Item no. Type

124998	CA-LNR
--------	--------



Concrete blocks construction

Concrete construction

Fibre glass construction


In combination with
liner 0,75 - 2 mm

With tiles, mosaic or paint

Without liner

Item no.	Type	Concrete building blocks up to 250 mm	Concrete up to 250 mm	Composite material (GRP/PP) up to 16 mm
112965	CA-SI	•	•	
112970	CA-SW	• (+ 112900)	•	• (+ 15530133)
112960	CA-SW6			•
112976	CA-SW	• (+ 112900)	•	• (+ 15530133)
112966	CA-SW6			•
112988	CA-SNR	• (+ 112900)		• (+ 15530104)
112998	CA-LNR	• (+ 112900)		• (+ 15530104)
124988	CA-SNR	• (+ 112900)		• (+ 15530104)
124998	CA-LNR	• (+ 112900)		• (+ 15530104)

Skimmer grille



Skimmer grilles prevent large objects from entering the skimmer for additional safety.

Item no. Type

124705	A	Skimmer front mesh
124706	B	Skimmer front grille

Accessories

Item no. Type

112900	Fixture kit, for concrete pool with liner.
15530104	Screw kit, skimmer, fibre glass/PP pool
15530133	Screw kit, skimmer Wide, fibre glass/PP pool
13083002	Distance for skimmer in steel pool

Water level control

Tops up the water level automatically when it gets too low in the pool. Programmable refilling time and equipped with warning light.

Item no.

Complete kit

34223	Level control with horizontal sensor
34224	Level control with vertical sensor

EPS/ISO blocks construction



Steel panel construction



Wood construction



Reinforced with concrete in combination with liner 0,75 - 2 mm

In combination with liner 0,75 - 2 mm

In combination with liner 0,75 - 2 mm

Building blocks up to 250 mm

Steel panels up to 3 mm

Plywood 12 mm

• (+ 112900)

• (+ 112900)

• (+ 112900)

• (+ 112900)

• (+ 112900)

• (+ 112900)

• (+ 112900)

• (+ 13083002, 2 pcs)

• (+ 13083002, 2 pcs)

• (+ 13083002, 2 pcs)

• (+ 13083002, 2 pcs)

• (+ 13083002, 2 pcs)

• (+ 13083002, 2 pcs)

•

•

•

•

•

•

•

LIGHTS AND SWIMMING POOL EQUIPMENT

Inlets

MADE OF ACID PROOF STAINLESS STEEL AISI 316L

The new inlet has a unique and innovative design with two oval nozzles and longer throw length. There are two streams, 6 degrees apart, for improved circulation in the pool.



Inlet Classic / Classic 350

Standard

Item no. Type

125811 CA

Extended 350

Item no. Type

125816 CA

Flow capacity max 6 m³/h.

The inlet nozzle can be installed in a horizontal or vertical position and be adjusted $\pm 11^\circ$ for different applications depending on the inlet's location in the pool.



Inlet Marine / Marine 350

Standard

Item no. Type

124811 CA

Extended 350

Item no. Type

124816 CA

Flow capacity max 6 m³/h.



Inlet Classic / Marine

Standard Classic

Item no. Type

126090 A

Standard Marine

Item no. Type

124505 A

Flow capacity max 6 m³/h.

Accessories

Item no.

15530111 Assembly kit inlets/spotlights fibre glass/PP pool

633048 Spacer kit 0-15 mm small nozzle - tile



Concrete blocks construction

Concrete construction

Fibre glass construction

In combination with
liner 0,75 - 2 mm

With tiles, mosaic or paint

Without liner

Item no.	Type	Concrete building blocks up to 250 mm	Concrete up to 250 mm	Composite material (GRP/PP) up to 16 mm
125811	CA		• (+ 12670)	• (+ 15530111)
126090	A		• (+ 12640)	
125816	CA	•		
124811	CA		• (+ 12670)	• (+ 15530111)
124505	A		• (+ 12640)	
124816	CA	•		
126102	A		•	
126110	A		•	



Anchoring brackets inlets

This inlets are designed for mounting into the end of a molded PVC pipe, PN10/16 with an outer diameter Ø 50 or Ø 63. The nozzle is secured by barbs inside the pipe.



Inlet anchoring bracket Marine

Item no. 126102
Type A

Adjustable nozzle mesh Ø 7 mm. Flow capacity max 10 m³/h.



Bottom inlet anchoring bracket

Item no. 126110
Type A

Adjustable in eight different flows positions. Flow capacity max 15 m³/h.

EPS/ISO blocks construction	Steel panel construction	Wood construction
Reinforced with concrete in combination with liner 0,75 - 2 mm	In combination with liner 0,75 - 2 mm	In combination with liner 0,75 - 2 mm
Building blocks up to 250 mm	Steel panels up to 3 mm	Plywood 12 mm
•	•	•
•	•	•
•	•	•

Bottom inlet



Item no. Type

126120	CA	Inside thread 1 1/2".
--------	----	-----------------------

The flow can be regulated in eight different positions on the front of the inlet. Capacity flow max 15m³/h.

Bottom inlet nozzle



Item no. Type

12550	A-1	Outside thread 1 1/2".
-------	-----	------------------------

12560	A-2	Outside thread 2".
-------	-----	--------------------

Flow capacity A-1 max 6 m³/h, A-2 max 8 m³/h.



Suction nozzle Classic

Standard

Item no. Type

125821	CA
--------	----

12650	A
-------	---

Capacity flow max 2 m³/h.

Extended

Item no. Type

125826	CA
--------	----

Vacuum hose connection Classic



Standard

Item no. Type

125831	CA
--------	----

Extended

Item no. Type

125836	CA
--------	----



Concrete blocks construction

Concrete construction

Fibre glass construction

In combination with liner 0,75 - 2 mm

With tiles, mosaic or paint

Without liner

Item no.	Type	Concrete building blocks up to 250 mm	Concrete up to 250 mm	Composite material (GRP/PP) up to 16 mm
126120	CA	•		
125933	CA-WBS	•		• (+15530132)
125938	A-WBS		•	
1302140	CA-WB	• (+ 112900, 1302145)	• (+ 112900, 1302145)	
125931	CA-WBB	•		• (+ 15530132)
125936	A-WBB		•	
12550	A-1		•	
12560	A-2		•	
125821	CA		• (+12670)	• (+ 15530111)
12650	A		• (+12640)	
125826	CA	•		
125831	CA		• (+ 12670)	• (+ 15530111)
125836	CA	•		

Wall and bottom outlet



Item no.	Connection side	Item no.	Connection bottom
125933	CA-WBS	125931	CA-WBB
125938	A-WBS	125936	A-WBB

Capacity flow max 20 m³/h. Inside thread 2".

Accessories

Item no

15530111	Assembly kit inlets/spotlights fibre glass/PP pool
15530132	Fixing kit wall and bottom outlet fibre glass/PP pool
13083002	Distance wall and bottom outlet for steel pool

Non leak flange

12670	Inside and outside thread 1 ½". L = 290 mm.
12675	Inside and outside thread 1 ½". L = 600 mm.
12640	Inside thread 1 ½". L = 255 mm.
126751	Outside thread 2". L = 600 mm.
1302145	Wall Outlet Maxi, inside and outside thread 2½" L = 250 mm

Wall outlet Maxi



Item no.	Type
1302140	CA-WB

Capacity flow max 67 m³/h. Inside thread 2½".



Non leak flange

EPS/ISO blocks construction



Steel panel construction



Wood construction



Reinforced with concrete in combination with liner 0,75 - 2 mm

In combination with liner 0,75 - 2 mm

In combination with liner 0,75 - 2 mm

Bulding blocks up to 250 mm

Steel panels up to 3 mm

Plywood 12 mm

•

•

•

•

• (+ 13083002, 2 pc)

•

• (+ 112900, 1302145)

•

•

•

• (+ 13083002, 2 pc)

•

•

•

•

•

•

•



WATER CIRCULATION

Pahlén's Jet Swim counter-current systems are an excellent selection for distributors offering a blend of fitness, leisure, and wellness benefits.

Their innovative design improves swimming conditions, making them ideal for exercise and play in any pool and their unique construction not only improves swimming conditions but also elevates the swimmer in the water, adding an extra layer of enjoyment to the swimming experience.

These systems, featuring modern aesthetics and unique flow nozzles, deliver an enhanced pool

experience with even and direct counter currents suitable for health and massage benefits.

Crafted from durable materials like stainless steel and bronze, Jet Swim promises longevity and easy maintenance. Its minimalist and user-friendly interface ensures it fits seamlessly into any pool environment, appealing to a broad range of users.



Features

- Pump and impeller in bronze.
- Front and housing in AISI 316L.
- Unique flow technique with two oval nozzles.
- Designed to operate quietly and with energy efficiency in mind.
- Jet Swim Motion has the option to mix air flow with the jet streams.

Jet Swim Athlete

Jet Swim Athlete has a unique flow technique with two oval nozzles, of which the lower is directed downward for a more even distribution of the streams and lifting the swimmers lower body.

This creates a more natural swimming experience.




Technical data

Type	Motor	Voltage, 50Hz	Ampere 230/400	Pump capacity	Pipe connection	Materials
Athlete	4,0 kW	230/400 V	13,9/8,0 A	68 m³/h	2½"	PC/stainless steel

Item no.	Type
33045	Jet Swim Athlete kit steel/liner
33046	Jet Swim Athlete kit concrete/liner
1302100	Jet Swim Athlete unit incl. liner kit
1302130	Jet Swim Athlete Assembly kit concrete
1302185	Jet Swim Athlete Pump 50Hz 230/400V
1302185HZ	Jet Swim Athlete Pump 60Hz 260/460V
1302090	Jet Swim 4.0kW Control box 400V 3~



Jet Swim Athlete/Motion



Other counter-current unit

	Concrete blocks construction	Concrete construction	Fibre glass construction
	In combination with liner 0,75 - 2 mm	With tiles, mosaic or paint	Without liner
Item no.	Concrete bulding blocks up to 250 mm	Concrete up to 250 mm	Composite material (GRP/PP) up to 16 mm

Jet Swim Athlete	33045			
	33046	•	•	
	1302100	•	•	
	1302130	•	•	
	1302185	•	•	
	1302185HZ	•	•	
	1302090	•	•	
Jet Swim Motion	33041			• (+ 1301315)
	33042	•	•	
	33043			• (+ 1301315)
	33044	•	•	
	1301300	•	•	• (+ 1301315)
	1301305	•	•	• (+ 1301315)
	1301310			• (+ 1301315)
	1301315			•
	1301320	•	•	
	1301285	•	•	•
	1301285HZ	•	•	•
	1301390	•	•	•

Jet Massage

MADE OF ACID PROOF STAINLESS STEEL

Jet Massage consists of a standalone inlet, outlet and start button that combines as desired and up to 6 nozzles. The massage station can be controlled with a Pahlén circulation pump (e.g. FloVISE or P2000FLO) and Pahlén control box.




Classic

Item no.	Type
130571	Start button Classic 350
130570	Massage Soft Classic 350
130572	Massage Medium Classic 350
130561	Start button Classic
130560	Massage Soft Classic
130562	Massage Medium Classic

Marine

Item no.	Type
130551	Start button Marine 350
130550	Massage Soft Marine 350
130552	Massage Medium Marine 350
130541	Start button Marine
130540	Massage Soft Marine
130542	Massage Medium Marine



In combination with liner 0,75 - 2 mm

With tiles, mosaic or paint

Without liner

Item no.	Concrete bulding blocks up to 250 mm	Concrete up to 250 mm	Composite material (GRP/PP) up to 16 mm
130571	•		
130570	•		
130572	•		
130561		• (+ 12670)	• (+ 15530111)
130560		• (+ 12670)	• (+ 15530111)
130562		• (+ 12670)	• (+ 15530111)
130551	•		
130550	•		
130552	•		
130541		• (+ 12670)	• (+ 15530111)
130540		• (+ 12670)	• (+ 15530111)
130542		• (+ 12670)	• (+ 15530111)

Classic

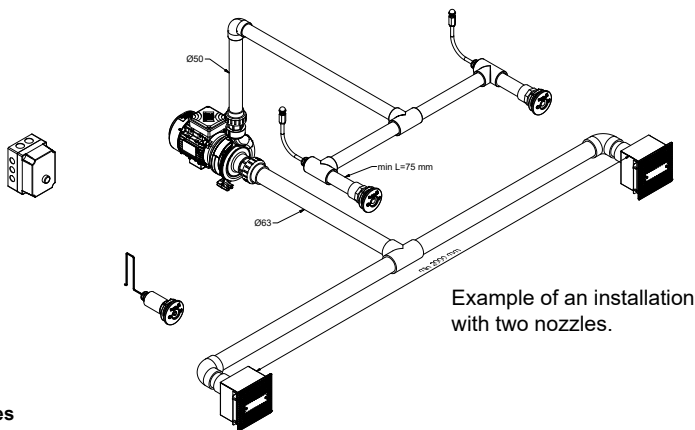
Marine

Massage station configurations

Complete Jet Massage consists of 1-6 massage nozzles, a start button, at least 2 outlets, a separate circulation pump, a control box and connections. The number of massage nozzles governs the size of the pump and the number of outlets.

Recommended flow capacity max 8-10 m³/h per nozzle.

Number of massage nozzles	Number of outlets	Pump
1	2	MiniVISE Flo vs 0,6 kW
2	2	MidiVISE Flo vs 1,1 kW
4	3	P2000 2,2 kW
6	4	P2000 4,0 kW



Jet massage-unit

When ordering Jet Massage units according to configurations above, use item no. as in example shown below.

Classic design = 35	350 = 2 Standard = 0	Soft = 0 Medium = 1	No. of nozzles 1, 2, 4, 6
35ABC	350BC	3501C	35012

Item no.	Connection side	Item no.	Connection bottom
125933	CA-WBS	125931	CA-WBB
125938	A-WBS	125936	A-WBB

Capacity flow max 20 m³/h. Inside thread 2".

Item no	
636200	Massage nozzle Soft as option
636201	Massage nozzle Medium as option
15530111	Screw kit small nozzle fiberglass/PP

EPS/ISO blocks construction



Steel panel construction



Wood construction



Reinforced with concrete in combination with liner 0,75 - 2 mm

Building blocks up to 250 mm

-
-
-

In combination with liner 0,75 - 2 mm

Steel panels up to 3 mm

-
-
-

In combination with liner 0,75 - 2 mm

Plywood 12 mm

-
-
-

-
-
-

-
-
-

-
-
-



MEASURING AND DOSING EQUIPMENT

Pahlen's Measuring and Dosing Equipment, a product of many years of refinement and testing, is crafted to seamlessly blend into both new and existing water treatment systems.

This reliable and stable system delivers precise dosing essential for sustaining clear water, thereby enhancing user satisfaction. It's not only economical and eco-friendly, minimizing chemical consumption and adhering to current environmental regulations, but also boasts a design that simplifies installation. User-friendly interfaces stream-

line regular maintenance while ensuring safety and optimal performance. Additional features like operational indication lights and an external alarm function make this equipment a dependable choice for operations dedicated to maintaining superior water quality.



Features

- MiniMaster equipped with all the options is a complete measuring and dosing unit, delivers an optimised supply of chemicals.
- Autodos is available in a variety of versions and can monitor pH and chlorine in the form of redox, free chlorine and combined chlorine.
- Autodos RAM. Manage and analyze Autodos on a cloud service.
- Auto-UV titanium can reduce the chlorine content by up to 70%.

MiniMaster for private pools

pH AND FREE CHLORINE OR REDOX.

MiniMaster offers automatic measurement of water quality. Dual channel version with electrode kit for pH and free chlorine measuring or with pH and redox (ORP) measuring.

MiniMaster is also available in a single channel version with electrode kit for monitoring pH or free chlorine.

A MiniMaster equipped with all the options is a complete measuring and dosing unit, delivers an optimised supply of chemicals.



Technical data

	pH & chlorine	pH & Redox	Chlorine	pH
Power consumption excl. dosing equipment	4W	4W	2W	2W
Power consumption dosing equipment (max)	2 X 100W	2 X 100W	100W	100W
Rated current	1A			
Rated voltage	220-240 1~N 50/60Hz			
Temperature range	0 to +45°C			
IP class	IP44			

MiniMaster and electrode kit

Item no.

416601 Electrode kit	free chlorine
416610 MiniMaster	pH
416611 Electrode kit	pH
416620 MiniMaster	pH + free chlorine
416621 Electrode kit	pH + free chlorine
416630 MiniMaster	pH + Redox (ORP)
416631 Electrode kit	pH + Redox (ORP)

Option

413335 Peristaltic pump
414810 pH - MiniDos CO ₂

MiniMaster-kit

Item no.	Complete kit with MiniMaster, electrode kit, dosing pump, saddle clamp and collecting vessel
33038	MiniMaster assembled, chlorine & acid



Peristaltic pump

In order for dosing to take place accurately and correctly, a pump is used since this provides steady, uniform dosing of liquid chemicals.

Technical data

Max pressure	1.5 bar
Suction height	1.5 m
Pump output	3.5 W
Hose material	Resistant to chlorine and acid
Max. capacity	4 l/h
Item no.	413335

pH - MiniDos



Pahlén pH-MiniDos is stable and easy to use for stabilizing the pH value with CO₂ (carbon dioxide). pH-MiniDos is a control unit that is easily operated via MiniMaster.

The MiniMaster measures the water's pH and sends signals to the pH-MiniDos, which with high precision doses the exact amount of CO₂ needed for the pool.

Features

- High safety
- User-friendly
- Reduces the water's corrosiveness and stabilizes pH value
- Operational indication light for dosage
- Safety bracket for gas bottle

Item no.

414810	Complete with control unit, valve 5 bar for one bottle, injector and check valve with connection 1/2", 5 m gas hose 6 x 8 mm. Gas bottle not included.
--------	--

Autodos

pH AND FREE CHLORINE OR REDOX.

Autodos is available in a variety of versions and can monitor pH and chlorine in the form of redox, free chlorine and combined chlorine.

Built in user access protection, that can be activated when necessary. As a safety precautions setting of maximum dosing time is possible to prevent overdosing. Set customized alarm levels for pH, redox and flow.

Dosing output: on/off, frequency pulse or 4-20mA. Option Modbus RS485 for external monitoring, logging and alarm management.



Autodos RAM

Manage and analyze Autodos on a cloud service. More on page 50.

Ordering Guide

A complete Autodos consists of Autodos and electrode kit (sold separately).

For additional control, a dosing pump and external cable can be purchased. Additional accessories such as chemical tank, collecting vessels and mixers are also recommended (see page 52). Electrode kit is supplied complete with buffer agents. Chemicals not included.

Autodos M1

Item no.

416510 pH

416520 Redox

416530 Total chlorine

Electrode kit

416501 PB200 free chlorine

416511 pH

416521 Redox

416531 CTE1 total chlorine

Autodos M2

Item no.

416540 pH and free chlorine

416550 pH and redox

Electrode kit

416541 PB200 free chlorine, pH

416542 CLE3 10ppm free chlorine, pH

416543 CLE3 20ppm free chlorine, pH

416551 Redox, pH

Autodos M3

Item no.

416560 pH, free chlorine and redox

Electrode kit

416561 PB200 free chlorine, pH and redox

416571 PB200 free and CTE combined chlorine, pH

pH - MaxiDos



pH-MaxiDos is dependable and easy to use for pH stabilization in the pool. The unit is controlled via Autodos and suits all pool types.

The gas flow is easy to adjust and is read off the intergrated flow meter. Connection with an external alarm function possible. For use in public facilities.

Feaures

- High safety
- User-friendly
- Reduces the water's corrosiveness and stabilizes pH value
- External alarm function
- Operational indication light for dosage
- Safety bracket for gas bottle

Item no.

414800 Complete with control unit CO₂, valve 6 bar for one bottle, injector and check valve with connection 1/2", 10 m gas hose 6 x 8 mm. Gas bottle not included.

Autodos RAM

REMOTE ACCESS MONITORING

With Autodos® RAM it is easy to analyze your Autodos-system online. A turnkey solution for a complete IT-infrastructure without building own network management.

The cloud service is online and all data is stored on remote secure global servers.

Graphical log data for every value measured by Autodos.
Built-in reporting tool for accessing detailed weekly export report.

Additional features for historical comparison of values, Google maps function for easy overview, managing and access to several projects and systems.

Features

- 50 000 log points included/system and year
- Regular reports
- History logs with measured data and alarms
- Up to 9 system languages available
- Map function showing system locations
- Two user login for individual project access with customized user rights
- Report module for online data or trend analysis
- Active alarms online or via e-mail/SMS
- Access via web browsers; e.g. Firefox or Safari



EC310 - Gateway Ethernet

- Modbus-RTU interface
- Metal casing, wall mount
- Dimensions 92 x 135 x 27 mm
- Operating temperature -40 to +65 °C
- Power supply 12-48 VDC

Network access: Ethernet 10/100 Mbit/s

Item no. Type

416231	EC310	- External web-module for Ethernet uplink - Including subscription cloud-service 12 month
--------	-------	--



Pahlén Cloud Service

Cloud service access by any platform;
PC, smartphone, tablet.

System components



- System compability with Autodos M1-M2-M3 *
- Modbus-RTU communication interface
- Gateway modules for Ethernet (WAN)k

* Autodos software from version 5.6

Item no.

416209	Internal communication module Autodos
--------	---------------------------------------

Dosing pumps with reliable dosing

The pumps are microprocessor-controlled and magnetically operated for maximum dependability and dosing precision.

The liquid end is manufactured from plexiglass and the suction and pressure details are of PVDF. These materials are chosen for their known resistance to the majority of chemicals used in water treatment. The pump can be controlled on/off or externally by pulses from a monitoring and controlling device, for example by using an Autodos with an external cable (optional item no. 41366).



Beta/4B

Dosing pump Beta with plexiglass liquid end (NPE) excl. Beta/4B 0400 PPT (for flocculation). All pumps have on/off or frequency control and are supplied with injection and foot valves and 2 m of suction and 5 m of pressure hose.

Technical data

Item no	Type	Connection mm	Max capacity l/h	Max capacity ml/ stroke	At max pressure bar
413330	Beta/4B 0400	6 x 4	0.8	0.07	4
413331	Beta/4B 0402	12 x 6	2.9	0.27	4
413332	Beta/4B 0408	12 x 6	8.1	0.75	4

Concept

Dosing pump with liquid end of PVDF. The pump has on/off or frequency control and is supplied with injection and foot valves and 2 m of suction of pressure hose and a 5 m external cable.

Technical data

Item no	Type	Connection mm	Max capacity l/h	Max capacity ml/stroke	At max pressure bar
413340	Concept plus 1002	6 x 4	2.6	0.24	5

Operating voltage: 230V, 50/60Hz.

External cable



Item no

41366 External cable Beta, 2-wire 5 m

Float switch



Item no

41372 BETA 2 m cable

41373 BETA 5 m cable

Wall mounting bracket



Item no

41378 BETA/Concept

Multi function valve



Item no

413745 1,5-6 bar Beta/B 0400 - 0220, Concept

413755 1,5-6 bar Beta/B 0232

Chemical cabinet



Item no

413300 Ø 125 outside 400 x 400 x 1050 mm (W x D x H)

Chemical tank



Item no

41501 Chemical tank 35 l

41502 Chemical tank 60 l

41503 Chemical tank 100 l

41500 Chemical tank 140 l

Collecting vessel



Item no

41512 Collecting vessel for 35 l

41507 Collecting vessel for 60 l

41513 Collecting vessel for 100/140 l

Flocculation station



Item no

41330 Complete flocculation station incl. 60 l tank and pump. BETA/4B 0400 and dosing valve, foot valve, suction and pressure hose.



Auto-UV titanium

CASING MADE OF TITANIUM

The Pahlén Auto-UV titanium is designed for disinfection of water in pools and spas. Auto-UV titanium can reduce the chlorine content by up to 70%. The result is also a swimming pool with less combined chlorine, which makes a more pleasant bathing environment without irritations like red eyes, the smell of chlorine or the risk of allergies.

The UV lamp produces short-wave ultraviolet UVC radiation with a 254 nm wavelength. This wavelength is optimal for neutralising bacteria, viruses and algae. When the Auto-UV is in operation this is shown by a blue indicator at the top of the unit.



Electronic panel with LEDs

- Operation indicator shows the number of hours the unit has been in operation.
- Timer flashes when 1000 hours of operating time remain.
- Display indicates when the UV lamp has come to the end of its lifetime.

Features

- Electronic box contains adjustment control, timer and on/off switch.
- Built-in indicator for alerting when lamp needs to be replaced.
- UV lamp for optimal neutralisation of bacteria, viruses and algae.
- Reduces the concentration of combined chlorine in the pool.
- Light indicator shows operation status in a blue light.
- Delivered complete in one single unit.

Technical data

Item no	Lamp	Lifetime lamp	Voltage 1~	Current	UVC-radiation wavelength	UVC-radiation	Max pressure	Max flow	Connection	Max water temperature
417760	75W	9000 h	220-240	0.5 Amp	254 nm	25W	4 bar	250 l/min	2"	45°C
417770	130W	9000 h	220-240	0.8 Amp	254 nm	43W	4 bar	250 l/min	2"	45°C



Autocheck 3i

Autocheck 3i is a digital photometric monitoring equipment for free and total chlorine, pH, cyanuric acid, calcium hardness and total alkalinity. Digital readouts. Date and time in real time.

Measure range: Chlorine (free and total) 0.05–6.0 mg/l
 pH 6.5–8.4
 Cyanuric acid 0–160 mg/l
 Calcium hardness 50–500 mg/l
 Total alkalinity 5–200 mg/l



Item no.

212994 Equipment for free and total chlorine, pH, cyanuric acid, calcium hardness and total alkalinity.

Autocheck 25

Autocheck 25 is a very simple but effective digital measuring instrument. Autocheck 25 measures with accuracy the water's chlorine, pH value, cyanuric acid level, calcium hardness, alkalinity, bromine, copper, active oxygen and phosphate photometrically.

Measure range: Chlorine 0.1 - 6.0 mg/l
 pH-value 6.5 - 8.4
 Cyanuric acid 20 - 120 mg/l
 Calcium hardness 50 - 500 mg/l
 Alkalinity 5 - 300 mg/l
 Bromine 0.2 - 13.5 mg/l
 Copper 0.1 - 5 mg/l
 Active oxygen 0.2 - 10 mg/l
 Phosphate 0.06 - 3.0 mg/l



Item no.

212998 A reliable measuring of the pools chlorine content (free and total), pH, cyanuric acid, and total alkalinity.

Please note that the Autocheck 25 is supplied with test tablets for chlorine, pH and cyanuric acid. Test tablets for active oxygen, copper and phosphates are purchased separately.



Salt meter SD30 EC

With its waterproof housing, the Pocket Tester is ideal for regular checks in swimming pools. Plus, the transparent lid not only provides a secure stand for the Pocket Tester in daily use, but also makes it easier to maintain the electrodes. A three-colour LED lighting system - blue, green and red - and new display icons make the tester easy to use and intuitive to operate. Pocket Tester range is up to 2000 hours.



Item no.

212999 A measuring unit for measuring salinity, with a three-colour LED lighting system.

Testparameter

Conductivity 0.01 - 20.00 mS/cm
 Salinity 0.01 - 10 g/L
 TDS 0.01 - 20.00 ppt
 Temperature 0 - 50 °C

Accessories

Item no.

212981 Measuring glass Ø 24 mm to Autocheck I, II and III
 212982 Measuring glass Ø 16 mm to Autocheck II
 212985 Tablet crusher/stirring rod



Accessories

Item no.

Autocheck 3i

Autocheck 15

Item no.		Autocheck 3i	Autocheck 15
212916	Free chlorine DPD No.1, 100 tablets	x	x
212915	Free chlorine DPD No.1, 500 tablets	x	x
212926	pH phenol red, 100 tablets	x	x
212925	pH phenol red, 500 tablets	x	x
212936	Total chlorine DPD No.3, 100 tablets	x	x
212935	Total chlorine DPD No.3, 500 tablets	x	x
212956	Cyanuric acid, 100 tablets	x	x
212966	Alkalinity, 100 tablets	x	x
212971	Calcium hardness 1-2, 10 tablets*	x	

*Only for use in Autocheck 3i

Pahlén AB

Box 728, 194 27 Upplands Väsby, Sweden
e-mail: info@pahlen.com, www.pahlen.com

We do not accept liability for printing errors.
We reserve the right to make changes to specification and product range.
Colour deviation may occur due to restrictions in the printing process.